

**WORLD
RANKINGS
19/20
REPORT**



**THE UBI GLOBAL WORLD RANKINGS OF
BUSINESS INCUBATORS AND ACCELERATORS**



UBI GLOBAL

WORLD RANKINGS REPORT 19/20



NOVEMBER 2019

AUTHORS: HOLGER MEYER, JOSHUA SOWAH

CONTACT US

UBI Global

✉ info@ubi-global.com

📍 Stockholm, Sweden

PUBLISHED NOVEMBER 2019

© 2019 UBI Global

Enabling Innovation Through
Impactful Collaborations Worldwide

All rights reserved

<http://ubi-global.com>

This publication is a creative work copyrighted by UBI Global and fully protected by all applicable copyright laws. Reproduction or translation of any part of this work without the permission of the copyright owner is unlawful. Requests for permission or further information should be addressed to the Permission Department, UBI Index AB, WeWork, Malmskillnadsgatan 32, 5, 111 51 Stockholm, Sweden

TABLE OF CONTENTS

- PROGRAM CLASSIFICATION. 5
- LANDSCAPE AND METHODOLOGY OVERVIEW 6
 - BENCHMARK AND RANKING FRAMEWORK 7
 - METHODOLOGICAL PROCEDURE 7
 - SCORE CALCULATION. 8
- RANKING AND RECOGNITION OVERVIEW 9
- RANKINGS 10
 - WORLD TOP UNIVERSITY BUSINESS INCUBATORS. 10
 - WORLD TOP PUBLIC BUSINESS INCUBATORS 12
 - WORLD TOP PRIVATE BUSINESS INCUBATORS 13
 - WORLD TOP UNIVERSITY BUSINESS ACCELERATORS 14
 - WORLD TOP PUBLIC BUSINESS ACCELERATORS 14
 - WORLD TOP PRIVATE BUSINESS ACCELERATORS 15
- RECOGNITIONS 16
 - TOP CHALLENGERS 16
 - MOST PROMISING. 18
- PUBLICATIONS 19
- ABOUT UBI GLOBAL 20
- DIRECTORY: FEATURED PROGRAMS 21

INTRODUCTION



📍 Stockholm, Sweden
✉ holger@ubi-global.com

Dear Innovator,

Around the world, business incubators and accelerators play a pivotal role in the development of innovative solutions to the technological, economic, and social challenges of the 21st century.

Since 2013, UBI Global's World Benchmark Studies map the proliferation and assess the impact and performance of these key actors in the global entrepreneurship ecosystem. Our research empowers participating organizations to benchmark their capacity to create value for their ecosystems, their client and alumni startups, and for themselves.

Since the last iteration of the study (2017-2018), we have significantly increased the sample size from 259 incubators and accelerators to 364 participants in the World Benchmark Study 2019-2020. Moreover, for the first time, we have extended our research beyond university-linked incubators and accelerators to include public, private, and corporate programs.

The data collected from the participating programs - hailing from 82 countries - collectively provide fascinating insights into the diversity, agility, and rapid growth of the industry. From Aalborg, Denmark to Zhongshan, China, incubators and accelerators continue the development of visions, business models, revenue streams, and service portfolios that match the requirements of their respective ecosystems.

This report presents the Rankings and Recognitions derived from the [World Benchmark Study 2019-2020, sponsored by Qatar Development Bank](#). While traditional incubation and acceleration powerhouses in North America and Western Europe continue to be strongly represented, programs from around the world have captured top spots, underscoring the global importance of university, public, private and corporate incubators and accelerators for successfully nurturing the visionaries and changemakers of tomorrow.

I invite you to use this report as a starting point to learn more about these programs and the amazing work being done by business incubators and accelerators in Africa, Asia-Pacific, Europe, the MENA region, North- and South America.

Happy reading!

A handwritten signature in black ink, appearing to read 'H. Meyer'.

Holger Meyer
Head of Research, UBI Global

PROGRAM CLASSIFICATION

The classification of business incubators and accelerators into distinctive groups and subgroups allows for a more precise analysis and evaluation of their respective impact and performance results. The 364 incubation programs that participated in the World Benchmark Study 2019-2020 were classified as follows:

1. BUSINESS INCUBATORS

Programs in this group primarily focus on supporting early-stage client startups in becoming viable and scalable businesses. They are generally characterized by quality-controlled intakes of client startups and regular time bound exits. Providing an array of support services and infrastructure through a systematic process, such programs usually support their client startups for one to five years.

2. BUSINESS ACCELERATORS

Programs in this group share a set of characteristics that distinguish them from business incubators and other forms of capacity development services. They are generally fixed-term cohort-based programs. Normally (but not always) focusing on catalyzing later-stage client startup growth, they provide intensive mentorship, training, networking, and access to investment. Intake of new client startups is often highly competitive, with regular time bound exits of up to six months.

3. HYBRIDS

A number of programs self-classify as hybrids, combining many of the best aspects of incubators and accelerators in their service portfolios, however, for the purpose of this study, hybrid programs are categorized as either business incubators or business accelerators, depending on the primary focus of their service portfolio.

4. INCUBATOR & ACCELERATOR GROUPING

Business incubators and accelerators are further divided into the following four subgroups:



University

Business incubator/accelerator that **derives its business objectives primarily from one or more universities**, by which it is often operated and primarily financed.



Public

Business incubator/accelerator that **derives its business objectives primarily from one or more public entities** by which it is often operated and primarily financed.



Private

Business incubator/accelerator that **develops its business objectives largely independently**, often operates autonomously and primarily finances its own operations.

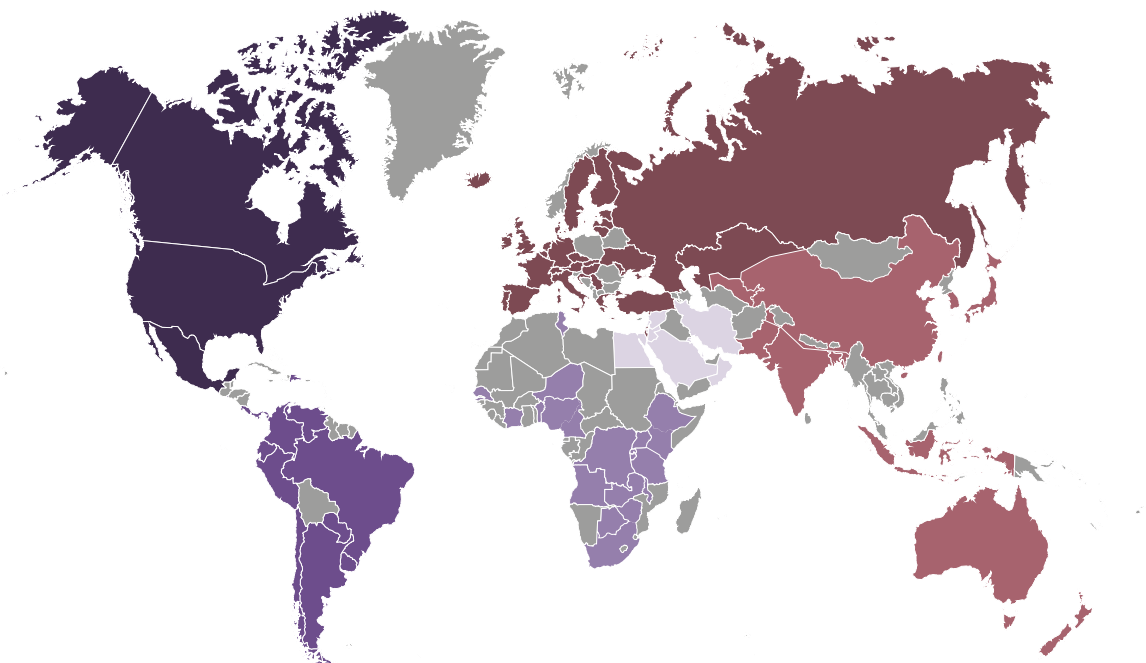


Corporate

Business incubator/accelerator that **derives its business objectives primarily from one or more for-profit corporations**, by which it is often operated and primarily financed.

Due to the comparatively small number of corporate business incubators and accelerators in the sample, these programs are benchmarked in the Private Business Incubator and Private Business Accelerator categories, respectively.

LANDSCAPE AND METHODOLOGY OVERVIEW



■ North America ■ Latin America ■ Europe ■ Africa ■ Middle East & North Africa ■ Asia-Pacific

82
COUNTRIES

509
LOCATIONS

364
PROGRAMS

6
REGIONS

This year the final participants were selected after **assessing a total of 1580 programs**; 364 of these programs, located in 82 countries, were retained for the benchmark. The 364 assessed programs were compared by utilizing 21 key performance indicators (KPIs) identified by the research literature. These KPIs form the base of the seven subcategory scores, which in turn form the scores in the following three main categories used to calculate the individual Program Impact and Performance Scores (PIPS) for all benchmarked incubators and accelerators:

VALUE FOR ECOSYSTEM

This category assesses the economic impact and performance of the programs and their client and alumni startups as well as the programs' success in retaining human capital and startups in the ecosystem. The subcategories Economy Enhancement and Talent Retention encompass six identified KPIs.

VALUE FOR CLIENT STARTUPS

This category assesses the number and efficiency of services provided by the programs. Numerous studies have shown that the quantity and quality of services provided is a crucial indicator of long-term startup success. Of equal importance for individual startups – as well as the ecosystem in general – is the programs' function as facilitators of community and network building. The subcategories Competence Development, Access to Funds, and Access to Network encompass a total of eight KPIs.

VALUE FOR PROGRAM

This category assesses the programs' success in attracting deal flow and third-party support as well as their capacity to create viable companies. The subcategories Program Attractiveness and Post-Graduation Performance encompass a total of seven KPIs.

BENCHMARK AND RANKING FRAMEWORK



Value for Ecosystem



Value for Client Startups



Value for Program



Economy Enhancement

- 1.1 Jobs created & sustained (#)
- 1.2 Sales revenue (\$*)
- 1.3 Graduates (#)
- 1.4 Self-generated revenue (\$*)



Competence Development

- 2.1 Services offered (#)
- 2.2 Coaching & mentoring hours (#)



Program Attractiveness

- 3.1 In-state applications (#, #/spot)
- 3.2 Out-of-state applications (#, #/spot)
- 3.3 Sponsorship attraction (\$*)



Talent Retention

- 1.5 Client startups accepted (#)
- 1.6 Graduate retention (#, %)



Access to Funds

- 2.3 Total investment attracted (\$*)
- 2.4 Average investment attracted (\$*)
- 2.5 Seed funding attraction (#, %)



Post-Graduation Performance

- 3.4 1-year survival rate (%)
- 3.5 5-year survival rate (%)
- 3.6 High-growth enterprises (%)
- 3.7 Qualified exits (#)



Access to Network

- 2.6 Partners (#)
- 2.7 Events (#)
- 2.8 Alumni engagement (#, %)

KPI Weight

- High
- Medium
- Low

21 KPIs measured

*All fiscal information is converted to and represented in 2018 US dollars

METHODOLOGICAL PROCEDURE

1

Data Collection



Assessment and grouping of all applying incubators and accelerators

Collection of impact, performance, and descriptive data from all accepted programs

2

Data Treatment



Data cleaning and validation, detection of input errors, outliers and anomalies

Impact and performance data normalization and weighing, reflecting each dimension's relative importance

3

Performance Assessment



Preliminary score calculation by summing each program's KPI scores

Impact evaluation of program type, age, size, ecosystem and other variables

4

Program Ranking



Relative ranking of programs based on verified impact and performance data

Identification of top performers in multiple global, regional and national categories

5

Program Benchmarking



Benchmark level calculation, including global top, average, and regional levels

Benchmarking of all programs within their peer groups and against multiple benchmark levels



Verification & Validation

After steps 2 and 3: Automatic flagging of unusual or suspicious data; desk research; request for supporting documentation; input from research advisory board members, innovation ambassadors and other industry experts; qualitative interviews with randomly selected incubators and accelerators. After step 4: Qualitative interviews with all top-performing incubators and accelerators.

SCORE CALCULATION

Each assessed program receives a *Program Impact and Performance Score* (PIPS) based on its achievements relative to the sample. First, the KPI scores are multiplied by their respective weights. The average of the weighted KPI scores in each subcategory represents the subcategory score. Second, the average of the respective weighted subcategory scores generates the category scores. Finally, the average of the three category scores equals the PIPS.

The programs with the **highest PIPS** relative to their global, regional or socio-economic peers, are the the ones that are being recognised as top performing programs within their respective categories.

SCORING FRAMEWORK FOR THE WORLD BENCHMARK STUDY 2019 - 2020

21 KPIS (DIMENSIONS)	PERIOD	UNIT	WEIGHT	7 SUBCATEGORIES	3 CATEGORIES	1 PIPS
1. Jobs created & sustained (Workforce)	1 yr	#	6.7%	1. Economy Enhancement (22.2%)	1. Value for Ecosystem (33.3%)	Program Impact and Performance Score (100%)
2. Sales revenue (Economic output)	1 yr	\$	6.7%			
3. Graduates (Economic development)	5 yrs	#	4.4%	2. Talent Retention (11.1%)		
4. Self-generated revenue (Sustainability)	1 yr	\$	4.4%			
5. Client startups accepted (Human capital - short term)	1 yr	#	6.7%	3. Competence Development (8.9%)		
6. Graduate retention (Human capital - long term)	5 yrs	#, %	4.4%			
7. Services offered (Support)	1 yr	#	4.4%	4. Access to Funds (11.1%)		
8. Coaching and mentoring hours (Guidance)	1 yr	#	4.4%			
9. Total investment attracted (Funding - total)	5 yrs	\$	6.7%	5. Access to Network (13.3%)		
10. Average investment attracted (Funding - average)	5 yrs	\$	2.2%			
11. Seed funding attraction (Funding - probability)	1 yr	#, %	2.2%	6. Program Attractiveness (15.5%)		
12. Partners (Business development)	1 yr	#	6.7%			
13. Events (Stakeholder engagement)	1 yr	#	4.4%	7. Post-Graduation performance (17.8%)		
14. Alumni engagement (Peer support)	1 yr	#, %	2.2%			
15. In-state applications (Reputation - local/regional)	1 yr	#, #/spot	6.7%	3. Value for Program (33.3%)		
16. Out-of-state applications (Reputation - national/global)	1 yr	#, #/spot	4.4%			
17. Sponsorship attraction (Brand)	1 yr	\$	4.4%			
18. 1-year survival rate (Success - potential)	10 yrs	%	4.4%			
19. 5-year survival rate (Success - promise)	10 yrs	%	4.4%			
20. High growth enterprises (Success - evidence)	10 yrs	%	4.4%			
21. Qualified exits (Success - proof)	10 yrs	#	4.4%			

RANKING AND RECOGNITION OVERVIEW

Dependent on the available sample size and composition, the ranking categories are chosen based on two dimensions:

1. PROGRAM TYPE



Incubator



Accelerator



University



Public



Private



Corporate

2. INCUBATOR & ACCELERATOR GROUPING

Of the 1580 incubators and accelerators that were initially assessed, 364 programs were retained for the benchmarking process which resulted in six world ranking groups. Due to the comparatively small number of corporate incubators and accelerators in the sample, corporate incubators and accelerators and private incubators and accelerators are ranked together.

Special recognition is also given to a number of incubators and accelerators that excelled in six regional subsamples and three socio-economic categories.

RANKING GROUPS

WORLD TOP PROGRAM - A business incubator or accelerator that achieves outstanding impact and performance relative to its global peers. The program outperforms its global peers with regard to the value it provides to its innovation ecosystem and its client startups, as well as the attractiveness of the program itself.



41% of the sample



20% of the sample



12% of the sample



10% of the sample



7% of the sample



10% of the sample

RECOGNITION GROUPS

TOP CHALLENGER - A business incubator or accelerator that stands out due to its impressive overall impact and performance achievements relative to its respective regional peers.



MOST PROMISING - A business incubator or accelerator that stands out due to its impressive overall achievements relative to its young age or with regard to a particularly relevant socio-economic impact metric.



RANKINGS

WORLD TOP UNIVERSITY BUSINESS INCUBATORS

Business incubators that **derive their business objectives primarily from one or more universities**, which achieve outstanding impact and performance relative to their global peers. These programs outperform their global peers with regard to the value they provide to their innovation ecosystems and client startups, as well as the attractiveness of the programs themselves.

In contrast to previous years' rankings, the ranked university business incubators are **listed alphabetically** instead of in number order. The number one program appears in a gold row, with trophy graphic.



WORLD TOP 5 UNIVERSITY BUSINESS INCUBATORS

PROGRAM	PARTNER UNIVERSITIES	COUNTRY
The DMZ at Ryerson University	Ryerson University	Canada
İTÜ Çekirdek	Istanbul Technical University	Turkey
PoliHub - Innovation District & Startup Accelerator	Politecnico di Milano	Italy
The SETsquared Partnership	University of Bath, University of Bristol, University of Exeter, University of Southampton, University of Surrey	United Kingdom
YES!Delft	Delft University of Technology, The Hague University of Applied Sciences	Netherlands

**Listed alphabetically*












































WORLD TOP 10 UNIVERSITY BUSINESS INCUBATORS

PROGRAM	PARTNER UNIVERSITIES	COUNTRY
Chalmers Ventures	Chalmers University of Technology	Sweden
The DMZ at Ryerson University	Ryerson University	Canada
IPN Incubadora	University of Coimbra, Polytechnic Institute of Coimbra	Portugal
İTÜ Çekirdek	Istanbul Technical University	Turkey
PoliHub - Innovation District & Startup Accelerator	Politecnico di Milano	Italy
Red de Incubadoras de la Universidad del Valle de Mexico	Laureate International Universities	Mexico
The SETsquared Partnership	University of Bath, University of Bristol, University of Exeter, University of Southampton, University of Surrey	United Kingdom
University of Toronto Entrepreneurship	University of Toronto	Canada
UtrechtInc	Utrecht University, University Medical Center Utrecht, University of Applied Sciences Utrecht	Netherlands
YES!Delft	Delft University of Technology, The Hague University of Applied Sciences	Netherlands

**Listed alphabetically*



WORLD TOP 20 UNIVERSITY BUSINESS INCUBATORS

PROGRAM	PARTNER UNIVERSITIES	COUNTRY
 Auge UCR	Universidad de Costa Rica	 Costa Rica
 Centech	École de technologie supérieure	 Canada
 Chalmers Ventures	Chalmers University of Technology	 Sweden
 The DMZ at Ryerson University	Ryerson University	 Canada
 GU Ventures	University of Gothenburg	 Sweden
 Incuba UdeC	Universidad de Concepción	 Chile
 Incubadora Campus Nova by Pontificia Universidad Javeriana Cali	Pontificia Universidad Javeriana Cali	 Colombia
 INITS Universitäres Gründerservice Wien GmbH	Vienna University of Technology, University of Vienna, Medical University of Vienna, University of Natural Resources and Life Sciences, Vienna, University of Veterinary Medicine, Vienna, FH Campus Wien, University of Applied Sciences, FH Technikum Wien, University of Applied Sciences	 Austria
 IPN Incubadora	University of Coimbra, Polytechnic Institute of Coimbra	 Portugal
 İTÜ Çekirdek	Istanbul Technical University	 Turkey
 McGill Dobson Centre for Entrepreneurship	McGill University	 Canada
 PoliHub - Innovation District & Startup Accelerator	Politecnico di Milano	 Italy
 Red de Incubadoras de la Universidad del Valle de Mexico	Laureate International Universities	 Mexico
  The SETsquared Partnership	University of Bath, University of Bristol, University of Exeter, University of Southampton, University of Surrey	 United Kingdom
 Studio G at Arrowhead Center	New Mexico State University, New Mexico State University Alamogordo, New Mexico State University Carlsbad, New Mexico State University Grants, Burrell College of Osteopathic Medicine, Doña Ana Community College, Eastern New Mexico University, Navajo Technical University, New Mexico Institute of Mining and Technology, San Juan College, Santa Fe Community College, University of New Mexico, Western New Mexico University	 United States
 SUPERA Parque de Inovação e Tecnologia	Universidade de São Paulo	 Brazil
 TEC Edmonton	University of Alberta	 Canada
 University of Toronto Entrepreneurship	University of Toronto	 Canada
 UtrechtInc	Utrecht University, University Medical Center Utrecht, University of Applied Sciences Utrecht	 Netherlands
 YES!Delft	Delft University of Technology, The Hague University of Applied Sciences	 Netherlands

*Listed alphabetically

WORLD TOP PUBLIC BUSINESS INCUBATORS

Business incubators that **derive their business objectives primarily from one or more public entities** (and/or non-governmental organizations and/or foundations), which achieve outstanding impact and performance relative to their global peers. These programs outperform their global peers with regard to the value they provide to their innovation ecosystems and client startups, as well as the attractiveness of the programs themselves.



In contrast to previous years' rankings, the ranked public business incubators are **listed alphabetically** instead of in number order. The number one program appears in a gold row, with trophy graphic.



WORLD TOP 5 PUBLIC BUSINESS INCUBATORS

PROGRAM	COUNTRY
 Beijing Zhongguancun Software Park Incubation Service Co., Ltd.	 China
 ETC Baltimore	 United States
  I3P - Incubatore delle Imprese Innovative del Politecnico di Torino	 Italy
 Montpellier BIC	 France
 Uppsala Innovation Centre	 Sweden

*Listed alphabetically



WORLD TOP 10 PUBLIC BUSINESS INCUBATORS

PROGRAM	COUNTRY
 Beijing Beihangtianhui Technology Incubator Co., Ltd.	 China
 Beijing Zhongguancun Software Park Incubation Service Co., Ltd.	 China
 ETC Baltimore	 United States
 HCDC Business Center	 United States
  I3P - Incubatore delle Imprese Innovative del Politecnico di Torino	 Italy
 Ingria Residency Program	 Russia
 Los Angeles Cleantech Incubator	 United States
 Montpellier BIC	 France
 Uppsala Innovation Centre	 Sweden
 WSL	 Belgium

*Listed alphabetically












WORLD TOP PRIVATE BUSINESS INCUBATORS

Business incubators that **develop their business objectives largely independently**, which achieve outstanding impact and performance relative to their global peers. These programs outperform their global peers with regard to the value they provide to their innovation ecosystems and client startups, as well as the attractiveness of the programs themselves.

In contrast to previous years' rankings, the ranked private business incubators are **listed alphabetically** instead of in number order. The number one program appears in a gold row, with trophy graphic.



WORLD TOP 5 PRIVATE BUSINESS INCUBATORS

PROGRAM		COUNTRY
	 1871	 United States
	Guinness Enterprise Centre	 Ireland
	IE Orchard National Incubator	 China
	MIDITEC	 Brazil
	Royal Scientific Society - iPARK	 Jordan

**Listed alphabetically*



● Home countries of programs represented in the three World Top Business Incubator categories

WORLD TOP UNIVERSITY BUSINESS ACCELERATORS

Business accelerators that **derive their business objectives primarily from one or more universities**, which achieve outstanding impact and performance relative to their global peers. These programs outperform their global peers with regard to the value they provide to their innovation ecosystems and client startups, as well as the attractiveness of the programs themselves.

In contrast to previous years' rankings, the ranked university business accelerators are **listed alphabetically** instead of in number order. The number one program appears in a gold row, with trophy graphic.



WORLD TOP 5 UNIVERSITY BUSINESS ACCELERATORS

PROGRAM	PARTNER UNIVERSITIES	COUNTRY
 Aalto Startup Center's Business Generator	Aalto University	 Finland
  HSE Business Incubator	National Research University - Higher School of Economics	 Russia
 imec	Ghent University, University of Antwerp, KU Leuven, Vrije Universiteit Amsterdam, Hasselt University	 Belgium
 Startup Aggeland	Texas A&M University, Blinn College District	 United States
 York Entrepreneurship Development Institute (YEDI)	York University, Plekhanov Russian University of Economics	 Canada

*Listed alphabetically












WORLD TOP PUBLIC BUSINESS ACCELERATORS

Business accelerators that **derive their business objectives primarily from one or more public entities** (and/or non-governmental organizations and/or foundations), which achieve outstanding impact and performance relative to their global peers. These programs outperform their global peers with regard to the value they provide to their innovation ecosystems and client startups, as well as the attractiveness of the programs themselves.

In contrast to previous years' rankings, the ranked public business accelerators are **listed alphabetically** instead of in number order. The number one program appears in a gold row, with trophy graphic.



WORLD TOP 5 PUBLIC BUSINESS ACCELERATORS

PROGRAM	COUNTRY
 EIT Digital Accelerator	 Europe
 GenerationS Corporate Accelerator by RVC JSC	 Russia
 ISDI Accelerator (formerly IMPACT Accelerator)	 Spain
  Kerala Startup Mission	 India
 NDRC	 Ireland

*Listed alphabetically














WORLD TOP PRIVATE BUSINESS ACCELERATORS

Business accelerators that **develop their business objectives largely independently**, which achieve outstanding impact and performance relative to their global peers. These programs outperform their global peers with regard to the value they provide to their innovation ecosystems and client startups, as well as the attractiveness of the programs themselves.

As a result of the PIPS of two programs being exceedingly close, they share a position in the ranking category and thus, in this edition, six programs share the accolade 'World Top 5 Private Business Accelerator'. Also in contrast to previous years' rankings, the ranked private business accelerators are **listed alphabetically** instead of in number order. The number one program appears in a gold row, with trophy graphic.



WORLD TOP 5 PRIVATE BUSINESS ACCELERATORS

PROGRAM		COUNTRY
	365x	 Israel
	The Accelerator Centre	 Canada
	Chinaccelerator	 China
 	GVA Accelerator Program	 Russia
	SEED SPOT	 United States
	Shell Iniciativa Jovem	 Brazil

**Listed alphabetically*



● Home countries of programs represented in the three World Top Business Accelerator categories

RECOGNITIONS

TOP CHALLENGERS

Incubation or acceleration programs that stand out due to their impressive overall impact and performance achievements relative to their respective regional peers.

Note: Only the partner universities of university business incubators and accelerators are listed.

In alphabetical order:









TOP CHALLENGERS - AFRICA

PROGRAM	PARTNER UNIVERSITIES	COUNTRY
 CURAD Agribusiness Incubator	Makerere University	 Uganda
 Excel Hort Consult Agribusiness Incubator Ltd (EHCAI)	-	 Uganda
 LaunchLab	Stellenbosch University	 South Africa









TOP CHALLENGERS - ASIA-PACIFIC

PROGRAM	PARTNER UNIVERSITIES	COUNTRY
 01Booster	-	 Japan
 CYCU Industry Accelerator Incubation Center	Chung Yuan Christian University	 Taiwan
 New Venture Institute	Flinders University	 Australia



TOP CHALLENGERS - EUROPE

PROGRAM	PARTNER UNIVERSITIES	COUNTRY
 Bilkent CYBERPARK Incubation Center	-	 Turkey
 NAStartup	-	 Italy
 Technopark Winterthur	-	 Switzerland








TOP CHALLENGERS - LATIN AMERICA

PROGRAM	PARTNER UNIVERSITIES	COUNTRY
 Chrysalis Incubadora PUCV	Pontificia Universidad Católica de Valparaíso	 Chile
 MacondoLab	Universidad Simon Bolivar	 Colombia
 Programa EAN Impacta - Instituto para el Emprendimiento Sostenible	Universidad EAN	 Colombia




TOP CHALLENGERS - MIDDLE EAST & NORTH AFRICA

PROGRAM	PARTNER UNIVERSITIES	COUNTRY
 AUC Venture Lab	American University in Cairo	 Egypt
 Cubical Services Business Incubator	-	 Kuwait
 Syrian Enterprise & Business Centre – Business Incubator	-	 Syria



TOP CHALLENGERS - NORTH AMERICA

PROGRAM	PARTNER UNIVERSITIES	COUNTRY
 Echoing Green	-	 United States
 Entrepreneuriat Laval inc.	Université Laval	 Canada
 Genesis	Memorial University of Newfoundland	 Canada

RECOGNITIONS

MOST PROMISING

Business incubators or accelerators that stand out from their peers due to impressive overall achievements relative to their young age or in regard to a particularly relevant socio-economic impact metric.







Note: Only the partner universities of university business incubators and accelerators are listed.

In alphabetical order:



MOST PROMISING - SOCIAL INNOVATION PROGRAM

Programs that achieve high impact and performance results while predominantly serving social ventures.

PROGRAM	PARTNER UNIVERSITIES	COUNTRY
 COLABORATIVOx	–	 Mexico
 Echoing Green	–	 United States
 SEED SPOT	–	 United States

MOST PROMISING - WOMEN FOUNDERS

Programs that achieve high impact and performance results while predominantly serving women founders.



PROGRAM	PARTNER UNIVERSITIES	COUNTRY
 1871	–	 United States
 Chalmers Ventures	Chalmers University of Technology	 Sweden
 Red de Incubadoras de la Universidad del Valle de Mexico	Laureate International Universities	 Mexico

MOST PROMISING - YOUNG PROGRAM

Programs, founded in or after 2016, that stand out from their peers due to impressive overall achievements relative to their age.



PROGRAM	PARTNER UNIVERSITIES	COUNTRY
 Bilgiyi Ticarileştirme Merkezi (CCI)	–	 Turkey
 EIT Health Accelerator	–	 Europe
 Innovation & Entrepreneurship Center (IEC), Mehran UET, Jamshoro	Mehran University of Engineering & Technology	 Pakistan

PUBLICATIONS



ORDER NOW! Get an in-depth look at the impact and performance of business incubators and accelerators around the world. The World Benchmark 19/20 Report, sponsored by Qatar Development Bank includes insights, best practices, and a comprehensive methodological overview of the research behind the world's most extensive business incubator and accelerator benchmark study.

The data points and KPIs discussed and analyzed in this report include:

- 📌 Trending sectors, industries and technologies
- 📌 Yearly operational budget and expenditure breakdown
- 📌 Number of employees
- 📌 Number of client startups
- 📌 Available funding from all sources
- 📌 Amount of financial sponsorship attracted
- 📌 Number of events (co-)organized
- 📌 Number of partners and sponsors

ABOUT UBI GLOBAL

WE ENABLE INNOVATION THROUGH IMPACTFUL COLLABORATIONS WORLDWIDE

UBI Global is a Stockholm-based data and advisory firm specializing in mapping and highlighting the world of business incubation and acceleration. Through a community of more than 1200 member organizations globally, we provide matchmaking, ranking, benchmarking, and research services to corporations, business incubators and accelerators, and other innovation ecosystem stakeholders.

UBI Global measures the impact and performance of business incubation and acceleration programs with a proprietary evaluation model. As part of its biennial world benchmark study, the company releases the world rankings of business incubators and accelerators, in which more than 900 organizations from over 90 countries have participated to date.

The research results from UBI Global's studies have been featured on *BBC Radio*, *The Chicago Tribune*, *Le Figaro*, *Der Standard*, *The Huffington Post*, *The Irish Times*, *France 3*, and other media.

For more information, please visit: <http://ubi-global.com>

INCUBATOR AND ACCELERATOR
MEMBERS ACCEPTED



1200+

UNIVERSITIES
ENGAGED



1000+

COUNTRIES
REPRESENTED



90+

INDUSTRIES
COVERED



60+

INDIVIDUAL PROFESSIONALS
INVOLVED



7,000+

STARTUPS
MAPPED



32,000+

DER STANDARD

THE IRISH TIMES

Chicago Tribune

THE
HUFFINGTON
POST

BBC
RADIO

LE FIGARO

DIRECTORY: FEATURED PROGRAMS

Ranked and recognized business incubation and acceleration programs in alphabetical order.

Note: Only the partner universities of university business incubators and accelerators are listed.

PROGRAM	PARTNER UNIVERSITIES	COUNTRY	RANKING
1871	–	United States	World Top Private Business Incubator, Most Promising - Women Founders
01Booster	–	Japan	Top Challenger - Asia-Pacific
365x	–	Israel	World Top Private Business Accelerator
Aalto Startup Center's Business Generator	Aalto University	Finland	World Top University Business Accelerator
The Accelerator Centre	–	Canada	World Top Private Business Accelerator
AUC Venture Lab	American University in Cairo	Egypt	Top Challenger - Middle-East & North Africa
Auge UCR	Universidad de Costa Rica	Costa Rica	World Top University Business Incubator
Beijing Beihangtianhui Technology Incubator Co., Ltd.	–	China	World Top Public Business Incubator
Beijing Zhongguancun Software Park Incubation Service Co., Ltd.	–	China	World Top Public Business Incubator
Bilgiyi Ticarileştirme Merkezi (CCI)	–	Turkey	Most Promising - Young Program
Bilkent CYBERPARK Incubation Center	–	Turkey	Top Challenger - Europe
Centech	École de technologie supérieure	Canada	World Top University Business Incubator
Chalmers Ventures	Chalmers University of Technology	Sweden	World Top University Business Incubator
Chinaccelerator	–	China	World Top Private Business Accelerator
Chrysalis Incubadora PUCV	Pontificia Universidad Católica de Valparaíso	Chile	Top Challenger - Latin America
COLABORATIVOx	–	Mexico	Most Promising - Social Innovation
Cubical Services Business Incubator	–	Kuwait	Top Challenger - Middle-East & North Africa
CURAD Agribusiness Incubator	Makerere University	Uganda	Top Challenger - Africa
CYCU Industry Accelerator Incubation Center	Chung Yuan Christian University	Taiwan	Top Challenger - Asia-Pacific
The DMZ at Ryerson University	Ryerson University	Canada	World Top University Business Incubator
Echoing Green	–	United States	Top Challenger - North America, Most Promising - Social Innovation
EIT Digital Accelerator	–	Europe	World Top Public Business Accelerator

PROGRAM	PARTNER UNIVERSITIES	COUNTRY	RANKING
EIT Health Accelerator	–	Europe	Most Promising - Young Program
Entrepreneuriat Laval inc.	Université Laval	Canada	Top Challenger - North America
ETC Baltimore	–	United States	World Top Public Business Incubator
Excel Hort Consult Agribusiness Incubator Ltd (EHCAI)	–	Uganda	Top Challenger - Africa
GenerationS Corporate Accelerator by RVC JSC	–	Russia	World Top Public Business Accelerator
Genesis	Memorial University of Newfoundland	Canada	Top Challenger - North America
GU Ventures	University of Gothenburg	Sweden	World Top University Business Incubator
Guinness Enterprise Centre	–	Ireland	World Top Private Business Incubator
GVA Accelerator Program	–	Russia	World Top Private Business Accelerator
HCDC Business Center	–	United States	World Top Public Business Incubator
HSE Business Incubator	National Research University - Higher School of Economics	Russia	World Top University Business Accelerator
I3P - Incubatore delle Imprese Innovative del Politecnico di Torino	–	Italy	World Top Public Business Incubator, Most Promising - Women Founders
IE Orchard National Incubator	–	China	World Top Private Business Incubator
imec	Ghent University, University of Antwerp, KU Leuven, Vrije Universiteit Amsterdam, Hasselt University	Belgium	World Top University Business Accelerator
Incubadora Campus Nova by Pontificia Universidad Javeriana Cali	Pontificia Universidad Javeriana Cali	Colombia	World Top University Business Incubator
Incuba UdeC	Universidad de Concepción	Chile	World Top University Business Incubator
Ingria Residency Program	–	Russia	World Top Public Business Incubator
INITIS Universitäres Gründerservice Wien GmbH	Vienna University of Technology, University of Vienna, Medical University of Vienna, University of Natural Resources and Life Sciences, Vienna, University of Veterinary Medicine, Vienna, FH Campus Wien, University of Applied Sciences, FH Technikum Wien, University of Applied Sciences	Austria	World Top University Business Incubator
Innovation & Entrepreneurship Center (IEC), Mehran UET, Jamshoro	Mehran University of Engineering & Technology	Pakistan	Most Promising - Young Program
IPN Incubadora	University of Coimbra, Polytechnic Institute of Coimbra	Portugal	World Top University Business Incubator
ISDI Accelerator (formerly IMPACT Accelerator)	–	Spain	World Top Public Business Accelerator

PROGRAM	PARTNER UNIVERSITIES	COUNTRY	RANKING
ITÜ Çekirdek	Istanbul Technical University	Turkey	World Top University Business Incubator
Kerala Startup Mission	–	India	World Top Public Business Accelerator
LaunchLab	Stellenbosch University	South Africa	Top Challenger - Africa
Los Angeles Cleantech Incubator	–	United States	World Top Public Business Incubator
MacondoLab	Universidad Simon Bolivar	Colombia	Top Challenger - Latin America
McGill Dobson Centre for Entrepreneurship	McGill University	Canada	World Top University Business Incubator
MIDITEC	–	Brazil	World Top Private Business Incubator
Montpellier BIC	–	France	World Top Public Business Incubator
NASStartUp	–	Italy	Top Challenger - Europe
NDRC	–	Ireland	World Top Public Business Accelerator
New Venture Institute	Flinders University	Australia	Top Challenger - Asia-Pacific
PoliHub - Innovation District & Startup Accelerator	Politecnico di Milano	Italy	World Top University Business Incubator
Programa EAN Impacta - Instituto para el Emprendimiento Sostenible	Universidad EAN	Colombia	Top Challenger - Latin America
Red de Incubadoras de la Universidad del Valle de Mexico	Laureate International Universities	Mexico	World Top University Business Incubator, Most Promising - Women Founders
Royal Scientific Society - iPARK	–	Jordan	World Top Private Business Incubator
SEED SPOT	–	United States	World Top Private Business Accelerator, Most Promising - Social Innovation
The SETSquared Partnership	University of Bath, University of Bristol, University of Exeter, University of Southampton, University of Surrey	United Kingdom	World Top University Business Incubator
Shell Iniciativa Jovem	–	Brazil	World Top Private Business Accelerator
Startup Aggjeland	Texas A&M University, Blinn College District	United States	World Top University Business Accelerator
Studio G at Arrowhead Center	New Mexico State University, New Mexico State University Alamogordo, New Mexico State University Carlsbad, New Mexico State University Grants, Burrell College of Osteopathic Medicine, Doña Ana Community College, Eastern New Mexico University, Navajo Technical University, New Mexico Institute of Mining and Technology, San Juan College, Santa Fe Community College, University of New Mexico, Western New Mexico University	United States	World Top University Business Incubator

PROGRAM	PARTNER UNIVERSITIES	COUNTRY	RANKING
SUPERA Parque de Inovação e Tecnologia	Universidade de São Paulo	Brazil	World Top University Business Incubator
Syrian Enterprise & Business Centre – Business Incubator	–	Syria	Top Challenger - Middle-East & North Africa
TEC Edmonton	University of Alberta	Canada	World Top University Business Incubator
Technopark Winterthur	–	Switzerland	Top Challenger - Europe
University of Toronto Entrepreneurship	University of Toronto	Canada	World Top University Business Incubator
Uppsala Innovation Centre	–	Sweden	World Top Public Business Incubator
UtrechtInc	Utrecht University, University Medical Center Utrecht, University of Applied Sciences Utrecht	Netherlands	World Top University Business Incubator
WSL	–	Belgium	World Top Public Business Incubator
York Entrepreneurship Development Institute (YEDI)	York University, Plekhanov Russian University of Economics	Canada	World Top University Business Accelerator
YES!Delft	Delft University of Technology, The Hague University of Applied Sciences	Netherlands	World Top University Business Incubator

WORLD RANKINGS 19/20 REPORT



THE UBI GLOBAL WORLD RANKINGS OF BUSINESS INCUBATORS AND ACCELERATORS



UBI GLOBAL